

Solvent cements and adhesives

The Supreme is the acknowledged leader of India's plastic industry. With a portfolio of over 7500 diverse products, the most comprehensive range in the industry, we cater to almost every conceivable need and application of the customer in piping. While helping the country transit from conventional to modern piping, we have several path breaking products to our credit making us a trend setter in the industry.

After successfully introducing aquagold uPVC high pressure plumbing system and lifeline C-PVC hot and cold water plumbing system, Supreme is now pleased to introduce yet another international quality product called Solvent Cements and Primer for uPVC and C-PVC piping systems under the brand name of 'SILBOND'. In addition to this, two more important and useful products i.e. Rubber Lubricant and Thread Sealant are introduced. Rubber Lubricant is introduced under the brand name 'SIL AID' where as Thread Sealant is introduced under the brand name of 'BLUESIL'. Looking at its quality and versatile features these products are widely accepted in the market.

The advertisement is divided into four quadrants, each showcasing a different product line. The top-left quadrant features 'SILBOND' solvent cements and primer, with various can sizes and tubes. The top-right quadrant shows 'SILBOND' C-PVC solvent cements and primer. The bottom-left quadrant displays 'SIL AID' rubber lubricant in white jars. The bottom-right quadrant presents 'BLUESIL' thread sealant in silver cans. Each product is accompanied by its respective logo and descriptive text. The background is a solid light yellow color.

SILBOND™
FOR EVERLASTING BOND

PVC Regular, Medium and Heavy Bodied Solvent Cement

IS 14182
CML-288993
NSF®
PW/DWV/SW
LOW VOC

SILBOND™
FOR EVERLASTING BOND

C-PVC Medium and Heavy Bodied Solvent Cement

NSF®
PW/DWV/SW
LOW VOC

SILBOND™
FOR EVERLASTING BOND

Primer

SIL AID
FOR AN EASY JOINTS
Rubber Lubricant

BLUESIL
Thread Sealant

Jeevan bhar ka saath...







SILBOND™ Solvent Cements and Primer

FOR EVERLASTING BOND

The quality of solvent cement plays very important role in solvent weld plumbing. The quality of solvent cement has total influence on the joint strength. Considering this important fact, company has started manufacturing solvent cement under its own stringent quality checks. This ensures consistency in quality of solvent cement thereby reassuring the end user about the leak proof joints on a long term basis. "SILBOND" solvent cement is available for both uPVC aqua Gold high pressure plumbing system as well as for Lifeline C-PVC hot and cold water system. PVC solvent cement is certified by BIS and NSF (USA) where as C-PVC solvent cement is certified by NSF (USA).

Unique features

- High quality performance: Excellent installation properties.
- Meets and exceeds ASTM/BIS standard requirements.
- Available through nationwide network of customer focused distributors and dealers.
- Laboratory equipped with latest technology and a set up having capability to perform BIS and ASTM tests for quality assurance and product development.
- Products are thoroughly tested and made to exceed standard requirements.
- A fully automated modern plant built to manufacture Solvent Cements, Primers, Lubricants and Thread Sealants.
- The containers (Tin) has unique design with cap having integral brush. This ensures air tight closure and eliminate any contaminations.
- All varieties of solvent cements are certified by NSF, USA.
- Low VOC emissions comply with SCAQMD rule 1168/316A

PVC Regular Bodied	Item code	Size	Box qty	Remark
	RAQUA00060	60ml	48	Meets IS:14182 and ASTM D-2564, Suitable up to 50mm (2") diameter for SCH 40
	RAQUA00100	100ml	24	
	RAQUA00250	250ml	24	
	RAQUA00500	500ml	12	
	RAQUA01000	1000ml	12	
PVC Medium Bodied 	RAQUM00015	15ml (tube)	24	Meets IS:14182 and ASTM D-2564, Suitable upto 150mm (6") diameter for SCH 40 and 32mm (1¼") diameter for SCH 80
	RAQUM00030	30ml (tube)	24	
	RAQUM00060	60ml (tube)	24	
	RAQUM00061	60ml	48	
	RAQUM00100	100ml	24	
	RAQUM00250	250ml	24	
	RAQUM00500	500ml	12	
RAQUM01000	1000ml	12		
PVC Heavy Bodied 	RAQUH00060	60ml	48	Meets IS:14182 and ASTM D-2564, Suitable upto 300mm (12") diameter for SCH 40 and 150mm (6") diameter for SCH 80
	RAQUH00100	100ml	24	
	RAQUH00250	250ml	24	
	RAQUH00500	500ml	12	
	RAQUH01000	1000ml	12	
C-PVC Medium Bodied 	RCPVCM0015	15ml (tube)	24	Meets ASTM F-493 and D-2846. Suitable up to 150mm (6") diameter for SCH 40, 32mm (1¼") diameter for SCH 80 and 50mm (2") diameter for SDR 11 and SDR 13.5 pipes.
	RCPVCM0030	30ml (tube)	24	
	RCPVCM0060	60ml (tube)	24	
	RCPVCM0060	60ml	48	
	RCPVCM0100	100ml	24	
	RCPVCM0250	250ml	24	
	RCPVCM0500	500ml	12	
	RCPVCM1000	1000ml	12	
C-PVC Heavy Bodied 	RCPVCH0015	15ml (tube)	24	Meets ASTM F-493 and D-2846. Suitable up to - 300mm (12") SCH 40 - 150mm (6") SCH 80
	RCPVCH0030	30ml (tube)	24	
	RCPVCH0060	60ml (tube)	24	
	RCPVCH0060	60ml	48	
	RCPVCH0100	100ml	24	
	RCPVCH0250	250ml	24	
	RCPVCH0500	500ml	12	
	RCPVCH1000	1000ml	12	
	Primer 	RPPMD00100	100ml	
RPPMD00250		250ml	24	
RPPMD00500		500ml	12	
RPPMD01000		1000ml	12	

BLUESIL Thread Sealant

After successfully introducing solvent cement, primer and rubber lubricant, we are very happy to introduce one more useful and value added product called "Thread Sealant" under the brand name 'BLUESIL'. Looking at its quality and versatile features this path breaking product will be well accepted in the market.

Unique features

- Non-hardening, lubricating, anti-seize formulation
- Safe, non-toxic, Lead and Silicon free
- Non-corrosive, non-conductive
- Convenient packing
- Specially designed for all types of threaded fittings and valves
- Can be used for all types of threaded joints like plastic to plastic, plastic to metal and metal to metal etc.
- Positive seal
- Longer life

	Item code	Size	Box qty	Remark
	RBLUE00100	100gm	30	'BLUESIL' is specially designed for threaded joints like fittings, valves etc.
	RBLUE00250	250gm	24	
	RBLUE00500	500gm	12	
	RBLUE01000	1000gm	12	

SIL AID Rubber Lubricant

FOR AN EASY JOINTS

Lubricant is normally used for joining any pressure or non pressure pipes having rubber seal type joints. Recently, we have made available a very good quality lubricant which is offered in different packing. The unique features of this quality product are:-

Salient features

- Non-flammable, non-toxic, non-corrosive
- Will not harm rubber gasket or plastic pipe
- Safe for drinking/potable water application
- Doesn't promote bacterial growth
- No odor
- Water dispersible
- Easy spreading

Consumption of rubber lubricant

Size in mm	75	110	160
No. of joints/kg.	500	300	200

Direction for use

- Clean and dry jointing surfaces with a clean cloth.
- Apply rubber lubricant evenly on pipe or fitting spigot and the sealing ring.
- Insert the pipe fully in the fitting socket with light twisting motion.

Application

For easy and quick rubber seal joints of uPVC Pressure, Soil, Waste and Rainwater (S.W.R.) Drainage System, PE and PP systems.

	Item code	Size	Box qty	Remark
	RSALUB0100	100g	100	'SIL AID' is high quality lubricant manufactured as per company standard. Most useful for making rubber seal type of joints.
	RSALUB0250	250g	40	
	RSALUB0500	500g	20	

Solvent cements and adhesives

Joining instructions for solvent joints



Cutting the pipe: Cut the pipe at 90° using a hand saw with suitable guide or by pipe cutter.

Joint preparation: Chamfer or deburr pipe or both, approximately at 10-15° angle and remove burrs.

Cleaning: Remove any dirt, moisture or grease from pipe and fitting sockets with a clean dry rag.

Marking: Mark the pipe end with a bell depth line which will show the full depth of penetration inside the pipe/fitting socket.

Test dry fit the joint: Check that the fitment is correct and the joint is not too tight or loose.

Application of solvent cement: While making a joint, apply cement lightly but uniformly to the inner surface of the socket and the outer surface of pipe end with a natural bristle nylon brush or suitable applicator. Apply a second coat of cement to the pipe end. Apply cement quickly to prevent it from drying and make sure to completely cover all jointing surface area of the pipe and fitting. Do not apply excessive cement in bell socket.

Assembly of joint: Immediately after applying the last coat of cement to the pipe and while cement is still not dry (within 10-20 second), forcefully bottom the male end of the pipe in the socket, giving pipe or fitting ¼th turn (but not after pipe is bottomed) to distribute the cement evenly. Remove excess cement from the pipe at the end of the fitting socket. The joint must not be disturbed or pressurized immediately after cementing to ensure proper curing which takes about 12 hours.

Strength of solvent type joint depends on



1. Quality of solvent cement.
2. Cleanliness/dryness of the surfaces to be bonded.
3. Uniform application of solvent cement.
4. Avoidance of accumulation of adhesive.
5. Waiting time and setting time depending on ambient temperature and pipe size.

Consumption of solvent cement - PVC

Pipe size (mm)	15	20	25	32	40	50	80	100	150	200
No. of fittings per litre	274	169	148	106	74	42	32-40	21-30	5-10	3-5

Consumption of solvent cement - C-PVC

Pipe size (mm)	15	20	25	32	40	50	65	80	100	150	200	250
No. of fittings per litre	1200	750	500	450	325	225	50	40	30	10	5	3-4

Safe handling of solvents

When using solvent cement, there are some safety precautions all users should keep in mind.

1. Avoid prolonged breathing of solvent vapors. When pipe and fittings are being joined in enclosed areas, the use of mask is recommended.
2. Keep cement from all sources of ignition, heat, sparks, and open flame.
3. Keep containers of cement tightly closed after use.
4. Avoid eye and skin contact.
5. Store solvent cements and piping components in cool area.

Precautions

1. Joining should not be done in atmospheric temperatures below 2°C
2. Pipes and fittings should be clean before joining
3. Brushes must be clean and dry before commencing solvent welding process.
4. The cement should be used within the expiry period mentioned on the container.
5. When the system is to be concealed, it should be pressure tested before concealment.
6. Do not attempt cementing in the rain or in the presence of moisture.

Recommended joint curing chart for solvent cements

Ambient temperature	Cure time (Test pressure up to 12.5 kgf/cm ²)		
	Pipe size up to 1¼"	Pipe size 1½" to 3"	Pipe size 3" to 6"
-5° to +5°C	6 hr	12 hr	36 hr
5° to 15°C	2 hr	4 hr	12 hr
15° to 45°C	1 hr	2 hr	6 hr

• Any specification can change without prior notice. • All information contained in this literature is given in good faith and believed to be accurate and reliable. But because of many factors which may be outside our knowledge and control and affect the use of the product, no warranty is given or is to be implied with respect to such information, nor do we offer any warranty of immunity against patent infringement. No responsibility can be accepted for any error, omissions or incorrect assumptions.